



District Report Card: 2017


State: Jharkhand	District: Purbi Singhbhum
Class: 8	Subject: Language
Schools: 50	Students: 1185


Participation/Coverage


Students

<div>GENDER</div> <div></div>	Boys				Girls			
	Number		%		Number		%	
	573		48.35		612		51.65	

<div>AREA</div> <div></div>	Rural				Urban			
	Number		%		Number		%	
	892		75.27		293		24.73	

<div>CATEGORY</div> <div></div>	SC		ST		OBC		GEN	
	Number	%	Number	%	Number	%	Number	%
	86	7.26	515	43.46	459	38.73	125	10.55

<div>CWSN</div> <div></div>	LD	VI	HI	S&LD	ID	Oth
	0	2	0	26	0	5

<div>Management</div> <div></div>	Government			Government-aided		
	Number		%	Number		%
	976		82.36	209		17.64

Average Performance of Students in Language (%)

Overall	Gender		Area		Management		Social Group			
	Male	Female	Rural	Urban	Govt.	Aided	SC	ST	OBC	GEN
55.43	54.89	55.94	54.19	59.20	53.33	65.26	55.89	53.02	56.63	60.64

Performance on Learning Outcomes (LOs)

Learning Outcomes	Description	Average Performance(%)
L813	Read textual/non-textual materials with comprehension and identifies the details, characters, main idea and sequence of ideas and events while reading	55.43

Range of Performance of Students who Answered Correctly							
Below 30%		30% - 50%		50% - 75%		Above 75%	
Number	%	Number	%	Number	%	Number	%
185	15.61	311	26.24	449	37.89	240	20.25

Lowest Performing Learning Outcomes (LOs)

1 - Read textual/non-textual materials with comprehension and identifies the details, characters, main idea and sequence of ideas and events while reading (55.43)